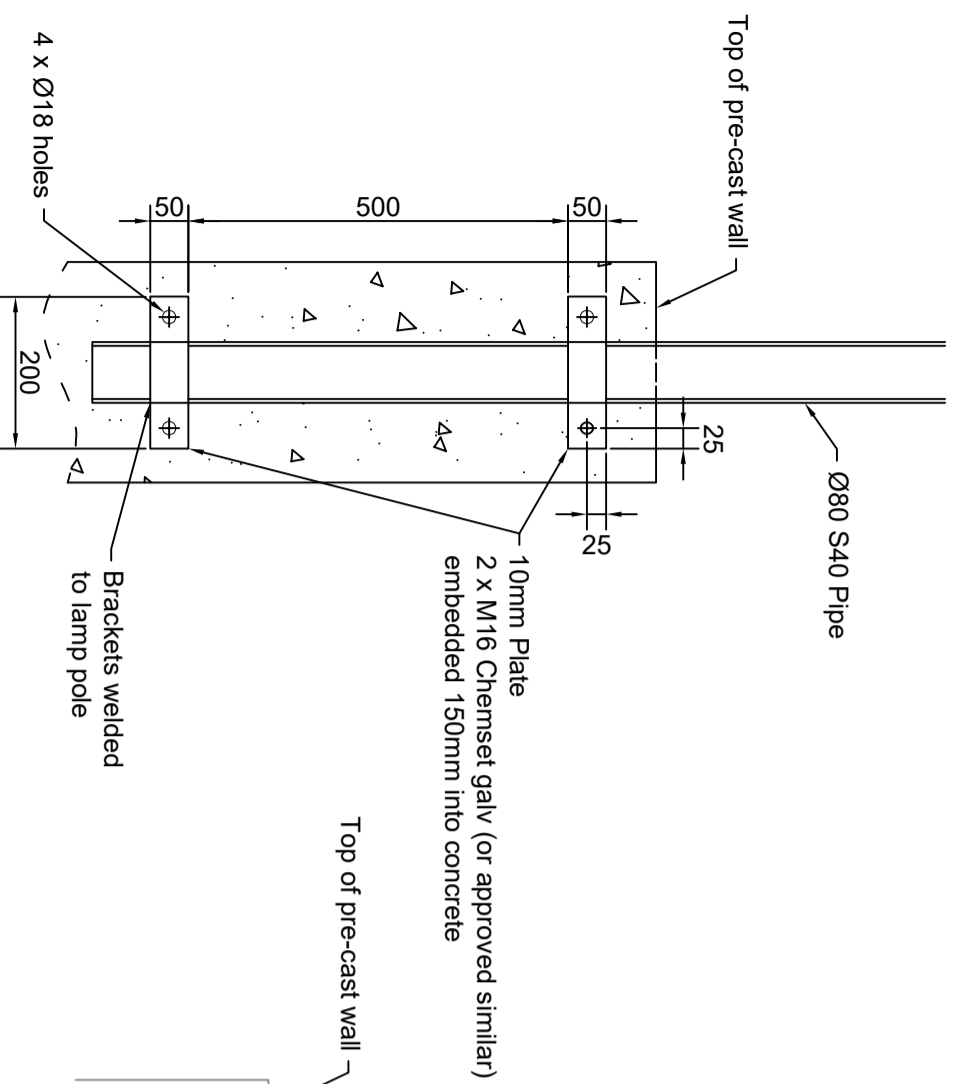
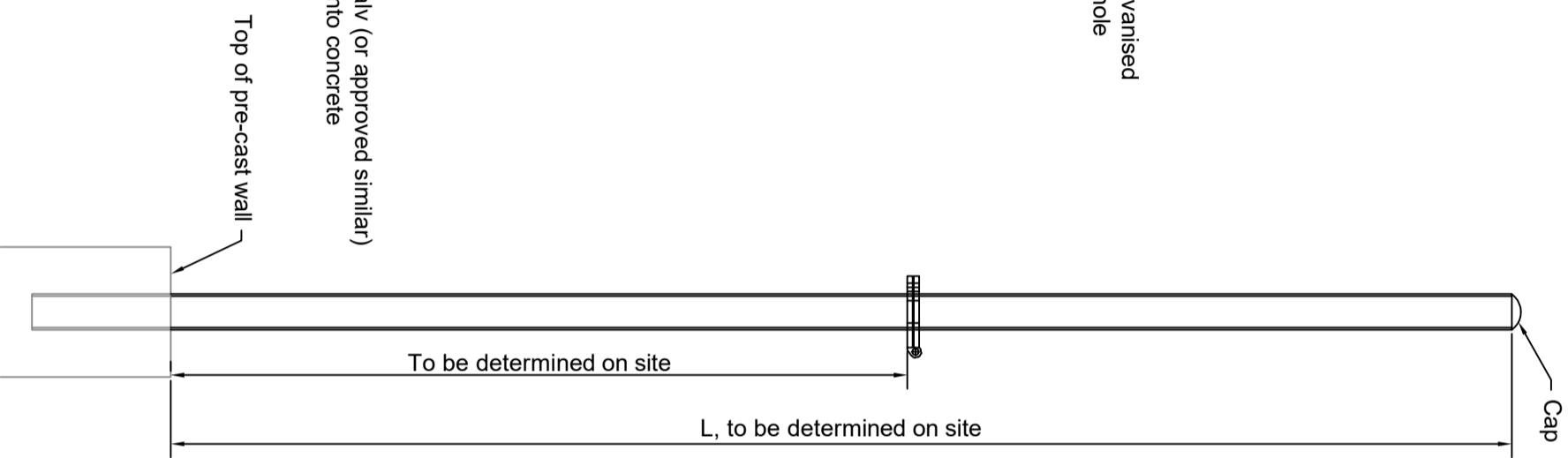



1 Option A
Pole set into pre-cast wall



2 Option B
Pole fixed to face of wall



3 Hinge Option 1
Hinge mid-way on pole



4 Hinge Option 2
Hinge at pole base

NOTES:

1. Read notes on all sheets together with specifications and notify engineer immediately of any discrepancies.
2. All dimensions in mm, unless specified otherwise.
3. Structural steel grade 300.
4. All welded connections shall be of GP grade metal arc and comply with AS1554: Part 1.
5. Butt weld shall be full penetration, using backing plates as required.
6. Welding of hollow section shall incorporate internal sections or backing plates as necessary to complete the specified weld.
7. All fillet welds to be as shown, else 6mm or thickness of material if smaller. Welds are all-round to avoid moisture trap.
8. All structural steel elements shall be hot dipped galvanised to AS/NZ 4680.
9. All bolts/threaded rods to to be hot-dip galvanised.
10. 3.0m high lamp pole to be epoxy grouted in pre-cast wall for Option A.
11. Lamp bracket to be fabricated from steel plate and bolts. All dimensions an details to be determined.
12. Adjustable and lockable extension arm may be required to be fitted to top of pole. Arm length and angle in relation to base plate to be determined on site
13. Cabling details to be confirmed on site to Contractor's design.

Rev	Description	Approved	Date
0	Construction Issue	A Morphet	29/11/19



Standard Drawings

Lamp Pole

Date	Drawn	Checked	REV
29 November 2019	A McCaughan	M Farrell	0
Drawing Number	WRC-1689	S.1	0
Scale:	As indicated @ A3		