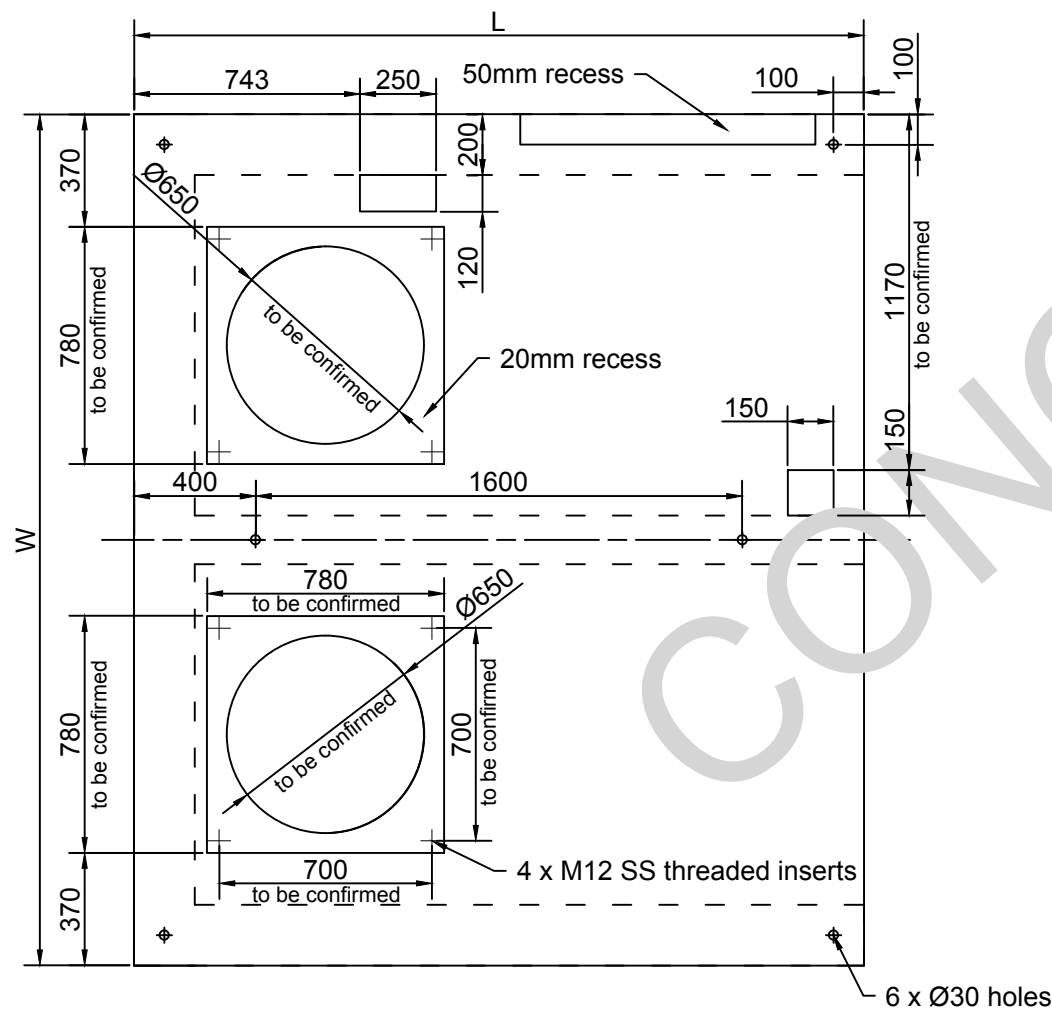
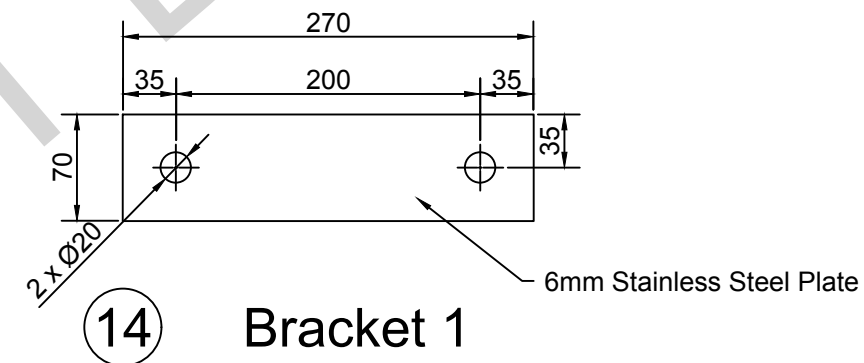


12 Pre-cast Units Section

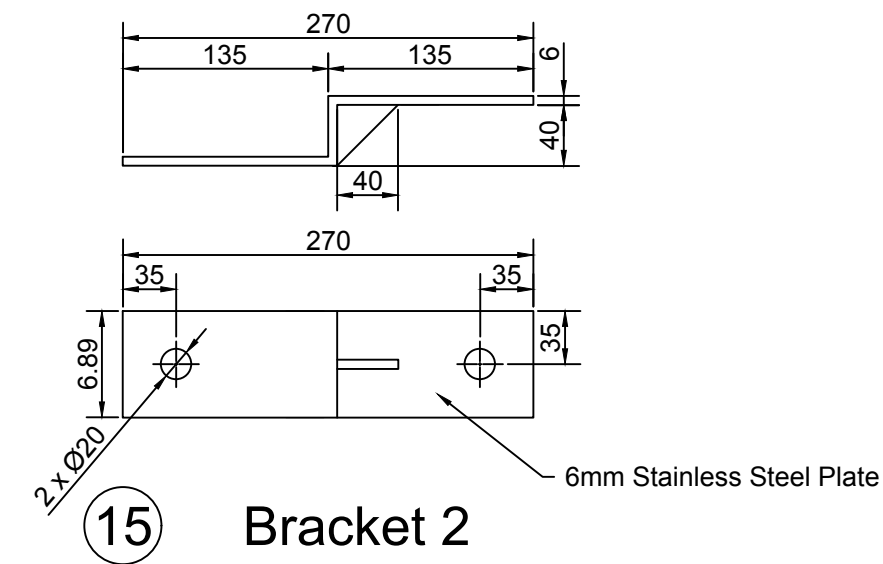
- NOTES:
1. Read notes on all sheets together with specifications and notify engineer of any discrepancies.
 2. All dimensions are in millimeters unless specified otherwise.
 3. All pre-cast elements to the specification of the manufacturer.
 4. Box and U-Culvert dimensions (W,H and L) to be determines on-site and based on nearest Humes (or approved equivalent) pre-cast unit dimensions.
 5. Designed with HN-HO-72 loading (as per manufacture specifications)
 6. For spans (ie. W) over 6.5m, or where site access is restricted, hollowccore slabs may be required.
 7. Joining/fixing of precast units by using bracket 1 or 2, with Ø16 stainless steel threaded rods epoxied 125mm deep.
 8. Bracket 2 to be used if pre-cast units are nit flush; otherwise use bracket 1.



13 Pump Well Pre-cast Slab



14 Bracket 1



15 Bracket 2

0	Construction Issue	A Morphet	29/11/19
Rev	Description	Approved	Date



Concept Design
Pump Sump, Stoplog
Slots & Inlet Platform

Date: 29 November 2019	Drawn: A McCaughan
Checked: M Farrell	
Drawing Number WRC-1702	REV S.3 0
Scale: As indicated	@ A3